

नेपाल धितोपत्र बोर्डबाट अनुमति प्राप्त



सिडिएस एण्ड क्लियरिङ लिमिटेड

CDS and Clearing Limited

पत्र संख्या : २०७१/७२ - ७

चलानी नं. : ६९४

CDS
and
Clearing Ltd.

मिति : २०७१/१२/०९

विषय : थप शेयर अभौतिकीकरण गराउने सम्बन्धी परिपत्र ।

(परिपत्र नं.: १०/आ.व.२०७१/७२)

धितोपत्र केन्द्रीय निक्षेप सेवा विनियमावली, २०६८ (पहिलो संशोधन, २०६९ सहित) को विनियम ३ बमोजिम नेपाल धितोपत्र बोर्डमा धितोपत्र दर्ता गरेका संगठित संस्थाले आफुले जारी गरेको धितोपत्र केन्द्रीय निक्षेप प्रणालीमा अभौतिकीकरणका लागि दर्ता गर्नु पर्ने व्यवस्था रहेको हुँदा कुनै पनि संगठित संस्थाले थप धितोपत्र (जस्तै: बोनस शेयर, हकप्रद शेयर, Auction, इत्यादी) नेपाल धितोपत्र बोर्डमा दर्ता गरी नेपाल स्टक एक्सचेन्ज लि. मा सूचीकृत गरे लगत्तै यस लि. मा समेत अभौतिकीकरणका लागि दर्ता गरी डिम्याट खातामा अभौतिकीकृत गरिएका धितोपत्र ग्रहण गरेका शेयरधनीहरुलाई सोही दिन थप धितोपत्र वितरण गरी दिनु हुन निर्देशानुसार अनुरोध छ ।

साथै थप धितोपत्र वितरणका लागि कम्पनीमा Back Office को आवश्यकता रहेको र यस लि. को केन्द्रीय निक्षेप प्रणालीमा उपयुक्त हुने File Format सम्बन्धित संगठित संस्थाले तयार गर्नुपर्ने हुँदा आवश्यक File Format र कागजातहरु यसै परिपत्रमा संलग्न गरेको व्यहोरा समेत जानकारी गराउँदछु ।

संलग्न:

- १) Report File Format (Specification): RT02 थान - १
- २) File Format for IPO CA BO Verification File थान - १
- ३) File Format for IPO थान - १
- ४) File Format for Auto Corporate Action Inclusion/Exclusion File थान - १
- ५) File Format for Corporate Action थान - १
- ६) Report File Format (Specification): RT98 थान - १

(सविना पुजारी)

प्रमुख

प्रशासन विभाग

REPORT FILE FORMAT (SPECIFICATION)

- Report ID** : RT02
- Report Description** : Holder/Beneficial Owner basic details
- Module** : BO
- Report Contents** : Prints details of Beneficiary Owners for ISIN
- RT02 Request reports for RTA/ISIN will be generated on weekdays.
 - CA Holding Reports (previously RT39) will also be generated for previous business date in the RT02 format by RT02 Report job.
 - On week-ends (Saturday run for Friday's business date), Full RT02 will be generated. CDS can change the Full RT02 generation date from Module Parameters.
 - Report duplication will be avoided by maintaining following priority
 - First priority - Weekly (Friday)/Monthly (Month End) RT02
 - Second priority - RT02 RTA Request Report set by CDS
 - Third priority – RT02 ISIN Request set by CDS/RT39 CA Holding report
 - Report will be printed in split files. Minimum of 20000 records upto completion of current ISIN will be printed in each file.
 - Blocked reports will not be distributed to RTAs. On unblocking the RTA/ISIN, blocked reports will be distributed back.
 - File Naming Conventions
 - 08RT02UX<CA seq numb>.<previous business date ddmmyyyy> --CA Holding report
 - 08RT02UX<ISIN>.<previous business date ddmmyyyy> --RT02 ISIN request
 - 08RT02UX<00000000>.<previous business date ddmmyyyy>.<Split File Number> -- Monthly/Weekly /RTA request report
 - RT12 additional report will contain the generated RT02 split filenames.
 - If the Dividend Bank Details are not present in the system, the Beneficiary Bank Details will be printed in the report.
 - If there are no records for any of the types of RT02, NIL RT02 report (blank report of size zero byte) will be generated.

Report Format : (Specify in same sequence as Unformatted layout)

Description/ Trim	Datatype	Length
ISIN Code	CHAR	12
Beneficiary Owner A/c No.	CHAR	16
First Holder's Name	CHAR	164
Second Holder's Name	CHAR	164

Third Holder's Name	CHAR	164
Guardian's Name	CHAR	142
Nominee's Name	Char	142
Father/Husband's Name	CHAR	50
Sex of sole/first holder	Char	1
Birth Date	CHAR	11
Nepali Citizen Number	CHAR	23
NRN Identification Number	CHAR	16
Passport Number	CHAR	16
Grand Father OR Spouse Name	CHAR	100
Account Status	NUMBER	1
BO Category	NUMBER	2
BO Product	Number	2
Customer Type	NUMBER	2
BO Sub Status	NUMBER	2
Occupation	CHAR	4


PAN of Sole/First holder	CHAR	25
PAN of second holder	Char	25
PAN of third holder	Char	25
BO Freeze Flag	CHAR	1
Freeze Reason Code	NUMBER	2
ISIN Status	CHAR	1
A/C Opening Date	CHAR	11
SEBI Registration No	CHAR	24
Stock Exchange ID	Number	2
Clearing House ID	Number	6
CM Id	CHAR	8
Trading Id	CHAR	8
RBI Registration No.	CHAR	30
RBI Approval Date	CHAR	11
Tax Deduction Status	NUMBER	2
Nationality	CHAR	3
BO Correspondence Address Line 1	CHAR	30

BO Correspondence Address Line 2	CHAR	30
BO Correspondence Address Line 3	CHAR	30
BO Correspondence Address City	CHAR	25
BO Correspondence Address State	CHAR	25
BO Correspondence Address Country	CHAR	25
BO Correspondence Address Pin Code	CHAR	10
BO Address Line 1 (Permanent)	CHAR	30
BO Address Line 2 (Permanent)	CHAR	30
BO Address Line 3 (Permanent)	CHAR	30

BO Address City (Permanent)	CHAR	25
BO Address State (Permanent)	CHAR	25
BO Address Country (Permanent)	CHAR	25
BO Address Pin Code (Permanent)	CHAR	10
Telephone 1	CHAR	17
Telephone 2	CHAR	17
BO Fax Number	CHAR	17
BO E-mail Address	CHAR	50
ECS Mandate Flag	CHAR	1
Dividend MICR No.(Bank Code)	CHAR	12
Dividend Bank Branch	CHAR	12
Bank Name	CHAR	100
Bank Address Line 1	CHAR	40
Bank Address Line 2	CHAR	40

Bank Address Line 3	CHAR	40
Bank Address City	CHAR	25
Bank Address State	CHAR	25
Bank Address Cntry	CHAR	25
Bank Address Zip	CHAR	10
Dividend Bank Currency	NUMBER	6
Dividend Bank Account Type	NUMBER	5
Dividend Bank Account Number	CHAR	20
Total Holding	NUMBER	22
Total Lock-in	NUMBER	22
Pledge Balance	NUMBER	22
Safe keep Balance	NUMBER	22
Earmark Balance	NUMBER	22
Pending Remat Confirmation	NUMBER	22
Free Balance	NUMBER	22
Pending Demat Verification	NUMBER	22

Pending Demat Confirmation	NUMBER	22
Date of BenPos	DATE	8


 CDS
 and
 Clearing Ltd.

File Format for IPO CA BO Verification File

IPO BO Verification File Name: <8 digit IPO/CA-Seq-Numb>.<4 digit alpha numeric character>.ivf


CA BO Verification File Name: <8 digit IPO/CA-Seq-Numb>.<4 digit alpha numeric character>.cvf

Control Records:

Field	I/P type	Data Type	Remarks
Total Number of records	M	Number (10)	Number of records in the file excluding control record.

Detail Records:

Field	I/P type	Data Type	Remarks
Bo id	M	Char (16)	Beneficiary owner's ID



CDS
and
Clearing Ltd.

File Format for IPO

File Name: <IPO-SEQ-NUMB>.iaf


Control Records:

Field	Data Type	Remarks
Total Number of records	Number (10)	Number of records in the file excluding control record.
Total Current Quantity	Number (16,3)	Total Current Quantity in the file.
Total Lock in Quantity	Number (16,3)	Total Lock In Quantity in the file

Detail Records:

Field	Data Type	Remarks
BO ID	Char (16)	Beneficiary owner's ID
CURRENT QUANTITY	Number (16,3)	Current quantity
LOCK IN QUANTITY	Number (16,3)	Lockin quantity
LOCK IN REASON CODE	Number (2)	Lockin Reason Code
LOCK IN REASON	Char (50)	Lockin Reason
LOCK IN EXPIRY DATE	Char (8)	Lockin Expiry Date
RTA INT REF NO	Char (16)	RTA's Internal reference number

- 1.No field separators should be used.
- 2.Spaces should be used incase a field does not have a value.
- 3.All numeric fields should be right justified with zero padding.
- 4.All alphanumeric fields should be left justified with padding of spaces.



CDS
and
Clearing Ltd.

File Format for Auto Corporate Action Inclusion/Exclusion File

Inclusion File Name: <8 digit CA-Seq-Num>.<3 digit Serial Number>.inc

Exclusion File Name: <8 digit CA-Seq-Num>.<3 digit Serial Number>.exc

EXCLUSION FILE

Control Records:

Field	I/P type	Data Type	Remarks
Exclusion Flag	M	Char(1)	E-Exclusion File
Total Number of records	M	Number (10)	Number of records in the file excluding control record.

Detail Records:

File Format for Exclusion File

Field	I/P type	Data Type	Remarks
Bo id	M	Char (16)	Beneficiary owner's ID

INCLUSION FILE

Control Records:

Field	I/P type	Data Type	Remarks
Inclusion Flag	M	Char(1)	I-Inclusion File
Total Number of records	M	Number (10)	Number of records in the file excluding control record.
Total Current Quantity	M	Number (16,3)	Total Current Quantity in the file.
Total Pledge Quantity	O	Number (16,3)	Total Pledge Quantity in the file
Total Lock in Quantity	O	Number (16,3)	Total Lock In Quantity in the file
Total Freeze Quantity	O	Number (16,3)	Total Frozen Quantity in the file

Detail Records:

File Format for Inclusion File

Field	I/P type	Data Type	Remarks
Bo id	M	Char (16)	Beneficiary owner's ID
Inclusion/Additional Flag	M	Char (1)	I-Inclusion BO A- Additional BO

Current Quantity	O	Number (16,3)	Current Quantity
Pledge Quantity	O	Number (16,3)	Pledge Quantity
Lockin Quantity	O	Number (16,3)	Lockin Quantity
Safekeep Quantity	O	Number (16,3)	Safekeep Quantity

Exclusion File

Validations

1. The BO Ids in the exclusion file should be present in the BenPos report.
2. If BO Id is not present in the BenPos, the report will indicate those BOIDs as 'BOIDs ineligible for exclusion'.
3. CA Master Type 1 (Split Type)
The debit for all the BOIDs in the file will be processed. However corresponding credit in the benefit ISIN(s) will not be given.
CA Master Type 2 (Bonus Type)
Since no debit is required to be made, the system will disallow only the credit. Appropriate message would be displayed in the report.
CA Master Type 3 (Redemption)
Since no credit is required to be made, the system will disallow only the debit. Appropriate message would be displayed in the report.

Inclusion File

Validations

1. The BO Ids in the inclusion file with **Inclusion Flag** should be present in the BenPos report. If BO Id is not present in the BenPos, the report will indicate those BOIDs as 'BOIDs ineligible for inclusion'.
2. The BO Ids in the inclusion file with **Additional Flag** should not be present in the BenPos report. If BO Id is present in the BenPos, the report will indicate those BOIDs as 'BOIDs ineligible for addition'.
3. For the BO Ids in the inclusion file with **Inclusion Flag**,
if no quantities are entered, the qty would be calculated as per in BenPos report.
If Pledge/Lockin/Safekeep balance is entered, then Current balance should also be entered and it should match with Current/Pledge/Lockin/Safekeep qty as in BenPos report.
4. For the BO Ids in the inclusion file with **Additional Flag**, Current balance should be specified.
Pledge/Lockin/Safekeep balance should not be specified.
5. The quantity mentioned against BOID would always be the quantity pertaining to the parent isin. The processing would be based on the ratios specified for the said Parent ISIN – Benefit ISIN combination
6. Inclusion Flag
CA Master Type 1 (Split Type)
The debit for only those BOIDs that are present in the 'inclusion file' will be processed. The corresponding credit in the benefit ISIN(s) will be given.
CA Master Type 2 (Bonus Type)
Since no debit is required to be made, the system will execute only the credit in to the benefit ISIN(s) for the balance type as mentioned in Quantity flag. Appropriate message will be displayed in the report.
CA Master Type 3 (Redemption)
Since no credit is required to be made, the system will execute only the debits in the parent ISIN(s) for Current balance. Flag other than Current balance will not be allowed for Redemption type. Appropriate message would be displayed in the report.
7. Addition Flag
CA Type 1
Since the BOID is not part of the BenPos, the debit is only indicate and actual debit will not take place. Further the corresponding credit in the benefit ISIN(s) should be given. Appropriate message would be displayed in the report.
CA Type 2
Since no debit is required to be made, the system will execute only the credit in to the benefit ISIN(s) for the concerned category of stock based on the flag. Appropriate message would be displayed in the report.

CA Type 3

Since no credit is required to be made, this option is not to be allowed.



File Format for Corporate Action

File Name: <CA-Seq-Num>.ipf


Control Records:

Field	I/P type	Data Type	Remarks
Total Number of records	M	Number (10)	Number of records in the file excluding control record.
Total Current Quantity	M	Number (16,3)	Total Current Quantity in the file.
Total Freeze Quantity	O	Number (16,3)	Total Frozen Quantity in the file
Total Lock in Quantity	O	Number (16,3)	Total Lock In Quantity in the file

Detail Records:

Field	I/P type	Data Type	Remarks
Bo id	M	Char (16)	Beneficiary owner's ID
Rta int ref no	O	Char (16)	RTA's Internal reference Number
Isin	M	Char (12)	Parent Isin
Current quantity	M	Number (16,3)	Current quantity
Frozen quantity	O	Number (16,3)	Frozen quantity
Lock in quantity	O	Number (16,3)	Lockin quantity
Lock in reason code	O	Number (2)	Lockin Reason Code
Lock in reason	O	Char (50)	Lockin Reason
Lock in expiry date	O	Number (8)	Lockin Expiry Date
Dr/cr flg	M	Char (1)	Debit /Credit Flag
Benefit isin	M	Char (12)	Benefit Isin
Current quantity	M	Number (16,3)	Current Quantity
Frozen quantity	O	Number (16,3)	Frozen Quantity
Lockin quantity	O	Number (16,3)	Lockin Quantity
Lockin reason code	O	Number (2)	Lockin reason code
Lockin reason	O	Char (50)	Lockin reason
Lockin expiry date	O	Number (8)	Lockin expiry date
Dr/cr flg	M	Char (1)	Debit / Credit Flag

1. No field separators should be used.
2. Spaces should be used in case any character field does not have a value.
3. All numeric fields should be right justified with zero padding.
4. All alphanumeric fields should be left justified with padding of spaces.
5. For a single parent Isin benefit Isin's can be upto five details for each benefit Isin and will form the part of the same record.



CDS
and
Clearing Ltd.

Report File Format (Specification)

Report ID : RT98

Report Description : AUTO CA Success/Failure Report

Module : AUTO CA

FIELDS FOR ISIN DETAILS

Description/ Trim	Datatype	Length
LINE INDICATOR	NUMBER	2
ISIN	VARCHAR	12
ISIN Short Description	CHAR	20

FIELDS FOR SUCCESSFUL RECORDS

Description/ Trim	Datatype	Length
LINE INDICATOR	NUMBER	2
BO ID	VARCHAR	16
BO CATEGORY	NUMBER	2
BO STATUS	NUMBER	2
BO SUB TYPE	NUMBER	2
BO NAME	VARCHAR	142

Description/ Trim	Datatype	Length
LINE INDICATOR	NUMBER	2
ISIN	CHAR	12
DEBIT CREDIT FLAG	CHAR	1
CURRENT QUANTITY	NUMBER	(16,3)
FROZEN QUANTITY	NUMBER	(16,3)
LOCKIN QUANTITY	NUMBER	(16,3)
DPV QUANTITY	NUMBER	(16,3)
DPC QUANTITY	NUMBER	(16,3)
RPC QUANTITY	NUMBER	(16,3)
PLEDGE QUANTITY	NUMBER	(16,3)
AVAILABLE TO LEND QUANTITY	NUMBER	(16,3)
EARMARK QUANTITY	NUMBER	(16,3)
QTY NOT CREDITED TO PLEDGE BALANCE	NUMBER	(16,3)
QTY NOT CREDITED TO FREEZE BALANCE	NUMBER	(16,3)
QTY NOT CREDITED TO LOCKIN BALANCE	NUMBER	(16,3)
QTY NOT CREDITED TO CURRENT BALANCE	NUMBER	(16,3)
CREDIT TO FREE BALANCE QTY	NUMBER	(16,3)
(1) If BO-ISIN has been debited in a previous counter, then "BO-ISIN debited in Counter No. <3 digit Counter>" will be printed. (2) For Exclusion BO, for Benefit ISIN Credit message, "BO Is Excluded From Processing For Credit" will be printed (3) In all other cases, ~ will be printed	CHAR	(100)

FIELDS FOR FAILED RECORDS

Failed records will have the same fields as success records with the exception of failure reason in line 02 identifying the particular record in error.
Line Indicator will be same as success records.

Description/ Trim	Datatype	Length
FAILURE REASON	VARCHAR	240

FIELDS FOR SUMMARY RECORDS

Description/ Trim	Datatype	Length
Line Indicator	Number	2
ISIN	CHAR	12
NUMBER OF RECORDS		
TOTAL CURRENT QUANTITY	NUMBER	(16,3)
TOTAL FROZEN QUANTITY	NUMBER	(16,3)
LOCKIN QUANTITY	NUMBER	(16,3)
DPV QUANTITY	NUMBER	(16,3)
DPC QUANTITY	NUMBER	(16,3)
RPC QUANTITY	NUMBER	(16,3)
PLEDGE QUANTITY	NUMBER	(16,3)
AVAILABLE TO LEND QUANTITY	NUMBER	(16,3)
EARMARK QUANTITY	NUMBER	(16,3)

Description/ Trim	Datatype	Length
Line Indicator	Number	2
NUMBER OF RECORDS	NUMBER	9
TOTAL CURRENT QUANTITY	NUMBER	(16,3)
TOTAL FROZEN QUANTITY	NUMBER	(16,3)
LOCKIN QUANTITY	NUMBER	(16,3)
DPV QUANTITY	NUMBER	(16,3)
DPC QUANTITY	NUMBER	(16,3)
RPC QUANTITY	NUMBER	(16,3)
PLEDGE QUANTITY	NUMBER	(16,3)
AVAILABLE TO LEND QUANTITY	NUMBER	(16,3)
EARMARK QUANTITY	NUMBER	(16,3)

Description/ Trim	Datatype	Length
Line Indicator	Number	2
CA Sequence Number	NUMBER	8
Benefit ISIN Counter	NUMBER	3
System Date and Time	Char	(24)

Note: -

- Report will be generated for each Benefit ISIN. The naming convention will be 17RT98U<8-digit CA sequence number><3-digit counter number>.
- For each BO, BO-Parent ISIN and BO-Benefit ISIN details will be printed per counter.
- If the BO-ISIN has been debited in a previous counter, then "BO-ISIN debited in Counter No. <3 digit Counter>" will be printed.
- For CA Type – Bonus, only current and pledge balance will be printed. The other balances will not be printed.
- Between ISIN detail and Success records there will be one blank line
- Between the Success and Failure records there will be one blank line.
- Between Failure and Summary records there will be one blank line.

8. If there are no success records, there will be two blank lines between ISIN details and Failure Records.
9. If there are no failure records, there will be two blank lines between Success Records and Summary Records
10. Line Indicator.

01 is main record for a BO

02 is detail record for a BO giving isin level details

There will be multiple combination of 01 and 02 for success and failure records

Summary records

Line Indicator

03 is for successful credits

04 is for successful debits

05 is for failed credits

06 is for failed debits

07 is total

08 is for date and time of generation

8. In the summary
All credits will be grouped together, first success and then failure for each ISIN
For e.g. ISIN1 03&05 then ISIN2 03&05
All debits will be grouped together, first success and then failure for each ISIN
For e.g. ISIN1 04&06 then ISIN2 04&06
Then the total records will be printed

9. All the fields are of variable length and separated by '~'.

10. **Auto CA type and Debit/Credit effects**

	Auto CA Split Type		Auto CA Bonus Type		Auto CA Redemption Type	
	DEBIT	CREDIT	DEBIT	CREDIT	DEBIT	CREDIT
Current Balance	BO-Parent ISIN Current Bal is debited to 0	Credit of calculated current qty as per ratio to BO-Benefit ISIN	NA	Credit of calculated current qty as per ratio to BO-Benefit ISIN	BO-Parent Current Bal ISIN is debited to 0	NA
Safe keep/Freeze Balance	BO-Parent ISIN Safe keep Bal is debited to 0.	Credit of calculated safekeep qty as per ratio to BO-Benefit ISIN	NA	NA	Error 'Freeze/Earmark/Pledge/AVL balance are not 0 for CA type Redemption'	
	Freezes are updated to Cancelled due to Auto CA/Transferred due to Auto CA/Closed due to Auto CA	New Freezes are created with calculated qty as per ratio in status 'Active' for old freezes which were in status 'Active'				
Lockin Balance	BO-Parent ISIN Lockin Bal is debited to 0	Credit of calculated lockin qty as per ratio to BO-Benefit ISIN	NA	NA	BO-Parent ISIN Lockin Bal is debited to 0	NA

	Lockins are updated to Transferred due to Auto CA/Lockin closed in CA	New Lockins are created with calculated qty as per ratio in status 'Active' for old lockins which were in status 'Active'				
DPV Balance	BO-Parent ISIN DPV Bal is debited to 0 Demats are updated to Cancelled on account of Auto-CA	NA	NA	NA	BO-Parent ISIN DPV Bal is debited to 0	NA
DPC Balance	BO-Parent ISIN DPC Bal is debited to 0 Demats are updated to Cancelled on account of Auto-CA	NA	NA	NA	BO-Parent ISIN DPC Bal is debited to 0	NA
RPC Balance	BO-Parent ISIN RPC Bal is debited to 0 Remats are updated to Cancelled on account of Auto-CA	NA	NA	NA	BO-Parent ISIN RPC Bal is debited to 0	NA
Pledge Balance	BO-Parent ISIN Pledge Bal is debited to 0 Pledges are updated to Cancelled due to Auto CA/Transferred due to Auto CA/Closed due to Auto CA	Credit of calculated pledge qty as per ratio to BO-Benefit ISIN New Pledges are created with calculated qty as per ratio in status 'Active' for old pledges which were in status 'Active'	NA	Credit of calculated pledge qty as per ratio to BO-Benefit ISIN New Pledges are created with calculated qty as per ratio in status 'Active' for old pledges which were in status 'Active'	Error 'Freeze/Earmark/Pledge/AVL balance are not 0 for CA type Redemption'	NA
Earmark Balance	Error 'Earmark balance is not 0'		NA	NA	Error 'Freeze/Earmark/Pledge/AVL balance are not 0 for CA	

					type Redemption'	
--	--	--	--	--	---------------------	--

Processing of Auto CA for all BOs/Exclusion BO/Inclusion BO/Additional BO

		Auto CA Split Type	Auto CA Bonus Type	Auto CA Redemption Type
Auto CA processed without Exclusion/Inclusion File	Debit	BO-Parent ISIN will be debited as per above table	NA	BO-Parent ISIN will be debited as per above table
	Credit	BO-Benefit ISIN will be credited as per ratio as per above table.	BO-Benefit ISIN will be credited as per ratio as per above table.	NA
Exclusion BO	Debit	BO-Parent ISIN will be debited	Record will be failed with error message 'BO Is Ineligible For Exclusion As CA Master Type Is Bonus'	Record will be failed with error message 'BO Is Excluded From Processing As It Is Present In The Exclusion File'
	Credit	BO-Benefit ISIN will not be credited		
	Snapshot	If BO-Parent ISIN is not present in snapshot, record will be failed with error message 'BO Is Ineligible For Exclusion'		If BO-Parent ISIN is not present in snapshot, record will be failed with error message 'BO Is Ineligible For Exclusion'
Inclusion BO	Debit	BO-Parent ISIN will be debited as per qty entered in file/total qty if qty is not entered	NA	BO-Parent ISIN will be debited as per qty entered in file/total qty if qty is not entered
	Credit	BO-Benefit ISIN will be credited as per ratio for qty entered in file/total qty if qty is not entered.	BO-Benefit ISIN will be credited as per ratio for qty entered in file/total qty if qty is not entered.	NA
	Snapshot	If BO-Parent	If BO-Parent	If BO-Parent

		ISIN is not present in snapshot, record will be failed with error message 'BO Is Ineligible For Inclusion'	ISIN is not present in snapshot, record will be failed with error message 'BO Is Ineligible For Inclusion'	ISIN is not present in snapshot, record will be failed with error message 'BO Is Ineligible For Inclusion'
	Pledge/Lockin/ Safekeep Quantity Not Matching With Snapshot Quantity	Error 'For Inclusion BO Pledge/Lockin/ Safekeep Quantity Entered In File Should Match With Pledge/Lockin/ Safekeep Balance'	Error 'For Inclusion BO Pledge/Lockin/ Safekeep Quantity Entered In File Should Match With Pledge/Lockin/ Safekeep Balance'	Error 'For Inclusion BO Pledge/Lockin/ Safekeep Quantity Entered In File Should Match With Pledge/Lockin/ Safekeep Balance'
	CM BO opted for Settlement Pockets – Partial Qty	Error 'For CM BO Partial Quantity Is Not Allowed'	BO-Benefit ISIN will be credited as per ratio for qty entered in file.	Error 'For CM BO Partial Quantity Is Not Allowed'
Addition BO	Debit	NA	NA	Record will be failed with error message 'BO Is Ineligible For Addition As CA Master Type Is Redemption'
	Credit	BO-Benefit ISIN will be credited as per ratio for qty entered in file.	BO-Benefit ISIN will be credited as per ratio for qty entered in file.	
	Snapshot	If BO-Parent ISIN is present in snapshot, record will be failed with error message 'BO Is Ineligible For Addition'	If BO-Parent ISIN is present in snapshot, record will be failed with error message 'BO Is Ineligible For Addition'	